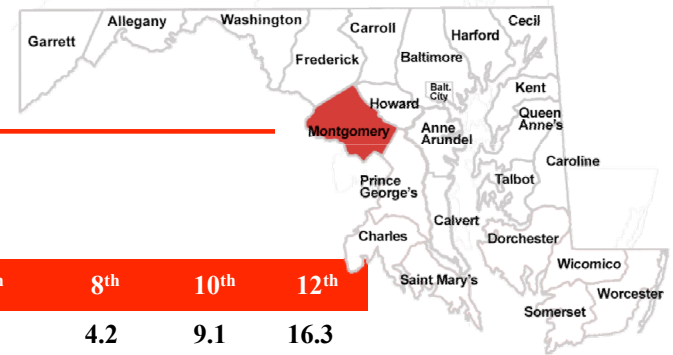


# 2007 MARYLAND ADOLESCENT SURVEY

## MONTGOMERY COUNTY

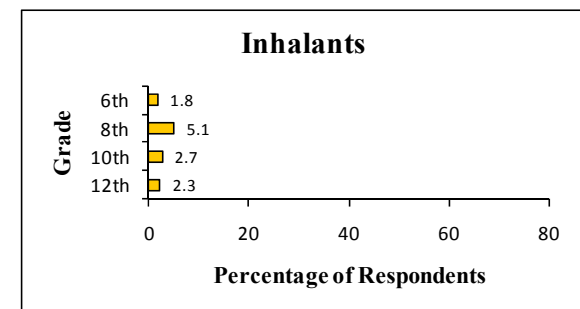
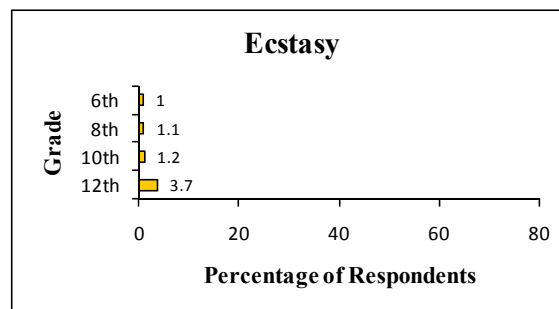
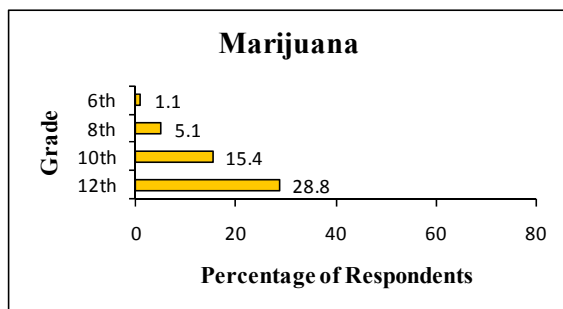
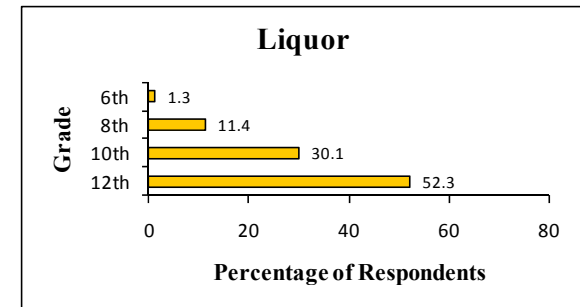
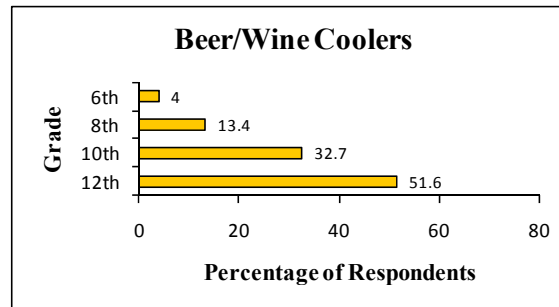
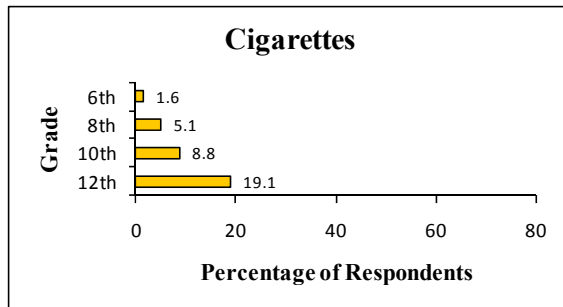


### USAGE

Substance Use in the Last 30 Days - Percentage of Respondents

Montgomery County	6 <sup>th</sup>	8 <sup>th</sup>	10 <sup>th</sup>	12 <sup>th</sup>	State of Maryland	6 <sup>th</sup>	8 <sup>th</sup>	10 <sup>th</sup>	12 <sup>th</sup>
Cigarettes	1.3	2.9	4.9	12.4	Cigarettes	1.0	4.2	9.1	16.3
Beer/Wine Coolers	2.7	8.4	18.4	35.3	Beer/Wine Coolers	3.3	10.3	22.5	36.3
Liquor	1.0	6.0	16.9	35.2	Liquor	1.3	8.0	22.1	36.0
Marijuana	1.1	3.3	9.6	19.2	Marijuana	0.8	4.6	13.9	20.7
Crack	1.3	1.7	1.4	1.5	Crack	0.4	1.1	1.6	1.7
Cocaine	1.1	1.3	1.9	2.4	Cocaine	0.3	0.9	2.0	2.5
Ecstasy	1.0	1.0	0.3	1.8	Ecstasy	0.3	0.8	1.8	2.6
Heroin	1.3	1.1	0.3	0.8	Heroin	0.4	0.6	1.1	1.3
Inhalants	1.1	3.7	1.0	1.5	Inhalants	1.8	2.9	2.4	1.9

### Substance Use in the Last 12 Months



# MONTGOMERY COUNTY

## Feeling Safe

### Percentage of Respondents Who Feel Safe

	At School	To and From School	In Their Neighborhood
Grade 6	83.2	80.8	80.6
Grade 8	81.3	84.4	86.3
Grade 10	78.6	81.1	84.1
Grade 12	83.8	84.6	84.5

## Communication with Adults

### Percentage of Users and Non-users of Alcohol Reporting Communication with Adult at Home \*

	Adult Always Talks About Not Using Alcohol and Drugs		Always Can Talk With An Adult About Problems	
	User	Non-user	User	Non-user
Grade 6	39.5	54.8	41.9	58.2
Grade 8	24.8	49.6	22.5	51.5
Grade 10	24.4	35.0	30.3	41.5
Grade 12	20.4	31.3	30.7	43.1

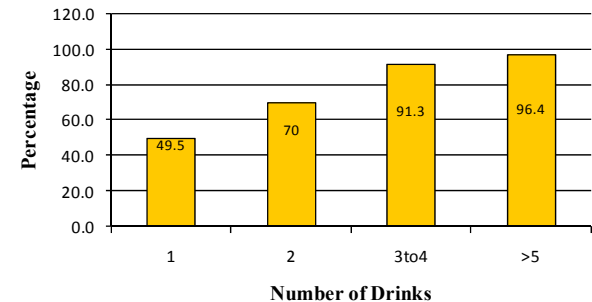
\*the denominator for these values excludes missing responses

## Driving and Alcohol/Drugs

### Percentage of 12th Grade Respondents in Last 12 Months

	1 -2 Times	3 or More Times
Driving under the influence of alcohol (1-4 drinks)	10.3	4.8
Driving under the influence of marijuana	8.3	9.0
Driving under the influence of other drugs	2.2	4.0
Riding with a driver who is under the influence of alcohol	22.9	11.9

### Percentage of 12th Grade Respondents Who Feel It Is Dangerous to Drive After Drinking



## More Information

Your County Survey Coordinator: Rita Rumbaugh • Montgomery County Public Schools Safe and Drug-Free Schools  
 850 Hungerford Road • Rockville, Maryland 20850 • Tel: (301)279-3041; Fax: (301)517-5910  
 For more information about the survey, please contact Kelly Coston, MSDE at (410)767-4420  
 You can also visit [www.marylandpublicschools.org](http://www.marylandpublicschools.org) and search for the 2007 Maryland Adolescent Survey